EXN1-M08-0013 | EXN1 ROWMAKER Z2 1XD LONG ASR

Cooling	
Tolerance	f8
Coating	AlphaSlide Rainbow

Strategy	HSC
Application	
Features	HA, 1xD, R

Expert

- Optimized face geometry for excellent surfaces
- Defined microbevel for support and stabilization
- Special chip chambers designed for optimal chip evacuation

- Long version for deeper cavities
- For use in HSC milling
- For roughing and finishing

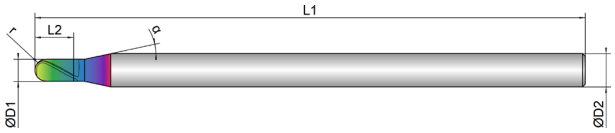

- Radius tolerance r ≤ 2 mm: ± 0.003 mm
- Radius tolerance r > 2 mm: ± 0.005 mm

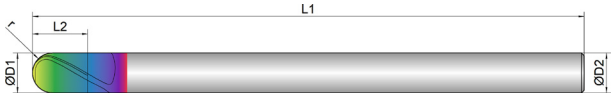

Roughing

inappropriate — optimal

Finishing

inappropriate — optimal

EXN1-M08-0013	D1 mm ⌀	L2 mm	L1 mm	D2 mm ⌀	z #	r mm	°	α °
0,5	0.5	1.0	75.0	6.0	2	0.25	45	12
1	1.0	2.0	75.0	6.0	2	0.50	45	12
2	2.0	4.0	75.0	6.0	2	1.00	45	12
3	3.0	6.0	75.0	6.0	2	1.50	45	12
4	4.0	7.0	75.0	6.0	2	2.00	45	12
5	5.0	8.0	100.0	6.0	2	2.50	45	12
6	6.0	10.0	100.0	6.0	2	3.00	45	0
8	8.0	12.0	100.0	8.0	2	4.00	45	0
10	10.0	14.0	100.0	10.0	2	5.00	45	0
12	12.0	16.0	100.0	12.0	2	6.00	45	0

Download Catalog Pages (PDF)

	Material	Strength (N/mm²)	Roughing	Semi Fininshing	Finishing	Materialgroup Factor fz
N	NON-FERROUS		**Vc = m/min**	**Vc = m/min**	**Vc = m/min**	
1.1	ALUMINIUM | alloyed	<500	520	540	550	1
1.2	ALUMINIUM | alloyed	<600	495	515	525	1
2.1-2.3	ALUMINIUM | cast	<600	430	450	460	0.8
3.1-3.3	COPPER | alloyed	<650	210	230	240	0.7
4.1	MAGNESIUM | alloyed	<250	520	540	550	1
5.1	PLASTICS | Thermoplastic	<100	390	410	420	0.8
5.2	PLASTICS | Duroplastic	<150	310	330	340	0.7

ADVICE | All fz/a values in the table for material group 1.1, consider factors for the other groups!
Depending on the material, it may be necessary to change the Vc or Fz value.
The specified values represent starting values.
The use of cooling lubricant is recommended for high process reliability.

Material N 1.1

D1	Roughing			Semi Finishing			Finishing		
Ø	fz (mm/Z)	ae 0.3xD (mm)	ap 0.3xD (mm)	fz (mm/Z)	ae 0.1xD (mm)	ap 0.1xD (mm)	fz (mm/Z)	ae 0.05xD (mm)	ap 0.05xD (mm)
0.5	0.010	0.15	0.15	0.017	0.05	0.05	0.015	0.025	0.025
1	0.013	0.3	0.3	0.023	0.1	0.1	0.02	0.05	0.05
2	0.016	0.6	0.6	0.029	0.2	0.2	0.025	0.1	0.1
3	0.023	0.9	0.9	0.040	0.3	0.3	0.035	0.15	0.15
4	0.036	1.2	1.2	0.063	0.4	0.4	0.055	0.2	0.2
5	0.042	1.5	1.5	0.075	0.5	0.5	0.065	0.25	0.25
6	0.049	1.8	1.8	0.086	0.6	0.6	0.075	0.3	0.3
8	0.059	2.4	2.4	0.104	0.8	0.8	0.09	0.4	0.4
10	0.072	3	3	0.127	1	1	0.11	0.5	0.5
12	0.078	3.6	3.6	0.138	1.2	1.2	0.12	0.6	0.6

EXPLANATION

APPLICATIONS

Multipass milling	Trimming	Deburring	Engraving
Corner rounding	Full slot milling	Forward and backward deburring	

COOLINGS

Air-cooling	Dry machining	Oil cooling	Cooling Lubricant
Minimum quantity lubrication			

FEATURES

0,5xD 0,5xD	1xD 1xD	1,5xD 1,5xD	2xD 2xD
2,5xD 2,5xD	3xD 3xD	3,5xD 3,5xD	4xD 4xD
5xD 5xD	Center cutting	Non-center cutting	HA Without Weldon
HB With Weldon	Internal cooling	Dynamic helical pitch	Chip breaker
≠ Unequal tooth pitch	Roughing teeth	Helical immersion	Feed directions x,y
Feed directions x, y, z	Feed directions x, y, (z)	R Corner radius	45° Corner bevel
90° Sharp edged			

STRATEGY

ETC Extended Trochoidal Cutting	HPC High Performance Cutting	HSC High Speed Cutting	MTC Multi Task Cutting
UNI Universal Machining			



PROPERTIES

mm ⌀	Cutting diameter	mm ⌀	Small cutting diameter	mm ⌀	Large cutting diameter	mm	Undercut diameter
mm	Cutting length	mm	Total bevel length	mm	Undercut length	mm	Total length
mm	Shank diameter	#	Number of teeth	R mm	Corner radius	45° mm	Corner bevel
mm	Programming radius	mm max	Maximum cutting depth	°	Helical angle	°	Alpha angle

APPLICATION TABLE

The values given in the application table are only guidelines. These values are largely dependent on the machining situation and application.

FIGURES

All technical drawings and photographs are given as an example. The product may deviate from the original in terms of colour and dimensions.

N 1.1 ALUMINIUM | alloyed <500 N/mm²

Materialnumber	Germany | DIN	Europe | EN	France | AFNOR	Great Britain | BS	Italy | UNI	Sweden | SIS	Spain | UNE	Japan | JIS	USA | AISI
3.0205	Al99	AW-1200	A 4	1 C	P-Al99.0	4010	L-3001	A1200	AA1200
3.0250	Al99.5H		A 59050 C	L 31					AA1000
3.0255	Al99.5	AW-1050 A	A 5	L 31	P-AlP99.5	4007	L-3051	A1050	AA1050 A
3.0275	Al99.7	AW-1070 A	A 7	2L 48	P-AlP99.7	4005	L-3071	A1070	AA1070 A
3.0280	Al99.8								
3.0285	Al99.8	AW-1080 A	A 8	1A	P-Al99.8	4004	L-3081	A1080	AA1080 A
3.0305	Al99.9	AW-1090							
3.0505	AlMn 0.5 Mg 0.5	AW-3105		N 31				A3105	AA3105
3.0506	AlMn 0.6	AW-3207							
3.0515	AlMn 1	AW-3103		N 3	P-AlMn 1.2	4067	L-3811	A3103	AA3103
3.0517	AlMn 1 Cu	AW-3003	A-M1		P-AlMn 1.2 Cu		L-3810	A3003	AA3003
3.0525	AlMn 1 Mg 0.5	AW-3005	A-MG0,5					A3005	AA3005
3.0526	AlMn 1 Mg 1	AW-3004	A-M1G		P-AlMn 1.2 Mg	GA/6511	L-3820	A3004	AA3004
3.0915	AlFeSi	AW-8011A							
3.1255	AlCu 4 SiMg	AW-2014	A-U4SG	H 15	P-AlCu 4.4 SiMnMg		L-3130	A2014	AA2014
3.1305	AlCu 2.5 Mg	AW-2117	A-U2G	L 86	P-AlCu 2.5 MgSi		L-3180	A2117	AA2117
3.1324	AlCu 4 MgSi	AW-2017 A							
3.1325	AlCuMg1	AW-2017 A	A-U4G	H 14	P-AlCu 4.5 MgMn	GA631	L-3120	A2017	AA2017 A
3.1355	AlCuMg2	AW-2024	A-U4G1	L 97 / L 98	P-AlCu 4.5 MgMn	5	L-3140	A2024	AA2024
3.1371	G-AlCu 4 TiMg	AC-21000							
3.1841	G-AlCu 4 Ti	AC-21100							
3.2134	G-AlSi 5 Cu 1,3 Mg	AC-45300							
3.2307	Al99.85 MgSi								
3.2315	AlMgSi 1	AW-6082	A-SGM0,7	H 30	P-AlMgSi	4212	L-3453		AA6082
3.3206	AlMgSi 0.5	AW-6060	A-GS	H 9	P-AlMgSi	4140	L-3442		AA6060
3.3208	Al99.9 MgSi	AW-6401							
3.3210	AlMgSi 0.7	AW-6005 A							
3.3211	AlMg 1 SiCu	AW-6061	A-GSUC	H 20	P-AlMg 1 SiCu		L-3420	A6061	AA6061
3.3241	G-AlMg 3 Si								
3.3261	G-AlMg 5 Si	AC-51400							
3.3292	GD-AlMg 9	AC-51200							
3.3307	Al99.85 Mg 0.5	AW-5110							
3.3308	Al99.9 Mg 0.5	AW-5210							
3.3315	AlMg1	AW-5005 A	A-G0,6	N 41	P-AlMg 0.9	4106	L-3350	A5005	AA5005 A
3.3316	AlMg 1.5	AW-5050	A-G1,5	3L 44	P-AlMg 1.5		L-3380		AA5050 B
3.3317	Al99.85 Mg 1	AW-5305							
3.3318	Al99.9 Mg 1	AW-5505							
3.3326	AlMg 1.8	AW-5051 A							
3.3345	AlMg 4.5	AW-5082	A-G4,5		P-AlMg 4.4			A5082	AA5082
3.3523	AlMg 2.5	AW-5052	A-G2,5C	L 80 / L 81	P-AlMg 2.5	4120	L-3360	A5052	AA5052
3.3525	AlMg 2 Mn 0.3	AW-5251	A-G2M	N4	P-AlMg 2 Mn		L-3361		AA5251
3.3527	AlMg 2 Mn 0.8	AW-5049	A-G2,5MC					A5049	AA5049
3.3535	AlMg 3	AW-5754	A-G3M		P-AlMg 3.5	4130	L-3390		AA5754
3.3537	AlMg 2.7 Mn	AW-5454	A-G2,5MC		P-AlMg 2.7 Mn	4130	L-3391		AA5454
3.3541	G-AlMg 3	AC-51100							
3.3545	AlMg 4 Mn	AW-5086	A-G4MC		P-AlMg 4.4		L-3382		AA5086
3.3547	AlMg 4,5 Mn	AW-5083	A-G4,5MC	N 8	P-AlMg 4.5	4140	L-3321	A5083	AA5083
3.3549	AlMg 5 Mn	AW-5182							
3.3555	AlMg 5	AW-5019							
3.3561	G-AlMg 5	AC-51300							

N 1.2 ALUMINIUM | alloyed <600 N/mm²

Materialnumber	Germany | DIN	Europe | EN	France | AFNOR	Great Britain | BS	Italy | UNI	Sweden | SIS	Spain | UNE	Japan | JIS	USA | AISI
3.0615	AlMgSiPb	AW-6012	A-SGPb		P-AlSiMgMn		L-3452		AA6012
3.1645	AlCu 4 PbMgMn	AW-2007				4355	L-3121	A2007	AA2007
3.1655	AlCu 6 BiPb	AW-2011	A-U5PbBi	FC 1	P-AlCu 5.5 PbBi	4338	L-3192	A2011	AA2011
3.4335	AlZn 4.5 Mg 1	AW-7020	A-Z5G	H 17		4425	L-3741		AA7020
3.4345	AlZnMgCu 0.5	AW-7022	A-Z4GU						AA7022
3.4365	AlZnMgCu 1.5	AW-7075	A-Z5GU	2L 95	P-AlZn 5.8 MgCu		L-3710	A7075	AA7075

N 2.1 – N 2.3 **ALUMINIUM |** cast <600 N/mm²

Materialnumber	Germany | DIN	Europe | EN	France | AFNOR	Great Britain | BS	Italy | UNI	Sweden | SIS	Spain | UNE	Japan | JIS	USA | AISI
3.1841	G-AlCu 4 Ti							AC1A	A 295.0
3.1871	G-AlCu 4 TiMg								
3.2131	G-AlSiCu1								
3.2151	G-AlSi 6 Cu 4	AC-45000	A-S5UZ	LM 4				AC4B	A 319.0
3.2161	G-AlSi 8 Cu 3	AC-46200	A-S9U3A-Y4	LM 24	5075			AC4D	A 328.0
3.2163	GD-AlSi 9 Cu 3								
3.2211	G-AlSi 11								
3.2341	G-AlSi 5 Mg								
3.2371	G-AlSi 7 Mg 0,3	AC-42100						AC4CH	A 356.0
3.2373	G-AlSi 9 Mg	AC-43300							
3.2381	G-AlSi 10 Mg	AC-43100							
3.2382	GD-AlSi 10 Mg								
3.2383	G-AlSi 10 Mg(Cu)	AC-43400	A-S10G	LM 9	3049	4253		ADC3	A 360.2
3.2581	G-AlSi 12	AC-47100	A-S13	LM 6	4514	4261		AC3A	A 413.2
3.2582	GD-AlSi 12					4247		ADC1	A 413.0
3.2583	G-AlSi 12 Cu	AC-44300	A-S12-Y4	LM 20	5079	4260		ADC1	A 413.1
3.2585	SG-AlSi12								
3.2982	GD-AlSi 12 Cu								
3.3241	G-AlMg 3 Si								
3.3261	G-AlMg 5 Si								
3.3561	G-AlMg 5							AC7A	A 514.0

N 3.1 **COPPER |** alloyed <600 N/mm²

Materialnumber	Germany | DIN	Europe | EN	France | AFNOR	Great Britain | BS	Italy | UNI	Sweden | SIS	Spain | UNE	Japan | JIS	USA | AISI
2.0060	E-Cu 57	CW-004A							B-120
2.0065	E-Cu 58	CW-004A	Sn-a2	C 101					C 11000
2.0070	SE-Cu	CW-020A	Cu-c1	C 101					C 10300
2.0082	G-Cu L 45			HCC 1					C 81100
2.0085	G-Cu L 50	CC-040A		HCC 1					C 81100
2.0240	CuZn 15	CW-502L	CuZn 15	CZ 102				C 2300	C 23000
2.0265	CuZn 30	CW-505L	CuZn 30	CZ 102				C 2600	C 26000
2.0321	CuZn 37	CW-508L	CuZn 37	CZ 180	C 2720				C 27200
2.0340	G-CuZn 37 Pb	CC-754S-GM							
2.0492	G-CuZn 15 Si 4	CC-761S-GS							B-198
2.0592	G-CuZn 35 Al 1	CC-765S	U-Z 36 N 3	HTB 1					C 86500
2.0595	G-KCuZn 37 Al 1	CC-766S							
2.0596	G-CuZn 34 Al 2	CC-764S	U-Z 36 N 3						
2.0857	CuNi 3 Si	CW-112C							
2.0916	CuAl 5								
2.0927	SG-CuAl 9 Ni 5 Fe								
2.0936	CuAl 10 Fe 3 Mn 2	CW-306G	U-A 10 Fe	CA 103					
2.0966	CuAl 10 Ni 5 Fe 4	CW-307G	U-A 10 N	CA 104					C 63000
2.1006	SG-CuSn								
2.1050	G-CuSn 10	CC-480K-GS		CT 1					C 90700
2.1052	G-CuSn 12	CC-483K-GS	UE 12 P	Pb 2					C 91700
2.1060	G-CuSn 12 Ni 2	CC-484K-GS							C 91700
2.1090	G-CuSn 7 ZnPb		UE 7 Z5 Pb 4						C 93200
2.1093	G-CuSn 6 ZnNi			LG 4					
2.1096	G-CuSn 5 ZnPb		UE 5 Pb 5 Z 5	LG 2					C 83600
2.1176	G-CuPb 10 Sn	CC-495K-GS	UE 10 Pb 10	LB 2					C 93700
2.1182	G-CuPb 15 Sn	CC-496K-GS	U-Pb 15 E 8	LB 1					C 93800
2.1188	G-CuPb 20 Sn	CC-497K-GS	U-Pb 20	LB 5					C 94100
2.1266	CuCd 1								
2.1292	G-CuCrF 35	CC-140C		CC1-FF					C 81500
2.1293	CuCrZr	CW-106C	U-Cr 0.8 Zr	CC 102					C 81500
2.1322	CuMg 0.4								
2.1355	CuMn 2								
2.1461	SG-CuSi 3	CW-116C							

N 4.1 MAGNESIUM | alloyed <200 N/mm²

Materialnumber	Germany | DIN	Europe | EN	France | AFNOR	Great Britain | BS	Italy | UNI	Sweden | SIS	Spain | UNE	Japan | JIS	USA | AISI
3.5101	G-MgZn 4 SE1 Zr 1	MC-35110	G-Z 4 Tr	MAG-5					ZE 41
3.5102	G-MgZn 5 Th2 Zr1								
3.5103	MgSE 3 Zn2 Zr1	MC-65120	G-Tr 3 Z 2	MAG-6					EZ 33
3.5105	G-MgTh 3 Zn2 Zr1								QE 22
3.5106	G-MgAg 3 SE2 Zr1	MC-65210	G-Ag 22.5	MAG-12					
3.5200	G-MgAl 8 Zn 1	MA-40020							
3.5312	MgAl 3 Zn	MA-21130							
3.5314	MgAl 3 Zn		G-A3 Z1	MAG-E-111					AZ 31 B
3.5470	GD-MgAl 4 Si 1	MC-21320							
3.5612	GD-MgAl 6 Zn 3	MC-21140							
3.5614	MgAl 6 Zn		G-A6 Z1	MAG-E-121					AZ 61 A
3.5662	GD-MgAl 6								
3.5812	G-MgAl 8 Zn 1	MC-21110	G-A9						AZ 81
3.5912	G-MgAl 9 Zn 1	MC-21120	G-A 9 Z 1						AZ 91

N 5.1 PLASTICS | thermoplastics <100 N/mm²

Materialnumber	Germany | DIN	Europe | EN	France | AFNOR	Great Britain | BS	Italy | UNI	Sweden | SIS	Spain | UNE	Japan | JIS	USA | AISI
PC	Makralon		Orgalan	Sinvet					Lexan
PC	Nuclon								Merlon
PC	Plastocarbon								
PE	Baylon			Fertene	Carlona				Althon
PE	Dekalen			Eraclene	Escorene				Bakellite
PE	Lupolen								Chemplex
PE	Hostalen								Dylan
PF	Alberit			Fenachem					Biralit
PF	Bakelit			Moldesile					Biratex
PF	Bulitol								Birax
PF	Durax								
PF	Harex								
PF	Resinol								
PFTE	Hostaflon		Soreflon						Halon; Teflon
PP	Vestolen PP		Eitex P	Moplen	Carola P				Profax
PP	Synalen PP		Napryl	Kastilen	Procom				Rexene
PP	Novolen								Tenite
PP	Hostalen PP								
PS	Hostylon			Sdistir	Lustrex				Carinex
PS	Lorkalen			Lastinol					Dylene
PS	Polystyrol								Toporex
PS	Styropor								
PVC	Coroplast								
PVC	Hostalit								
PVC	Mipolam								
PVC	Opalon								
PVC	Solvec								
PVC	Vinoflex								
PP-H	Homopolymer								
PP-C	Copolymer								
ABS	Acrylnitrid Butadien Styrol								
PMMA	Polymethyl metha Crylat								
PMMA	Plexiglas; Resarit; Degluan								
POMC	Polyoxymethylen								
POMC	Hostaform; ultraform								
PI	Polymid								
PEI	Polytherimid								
PVC-H	Polyvinylchlorid (hard)								
PA	Polyamide								

N 5.2 **PLASTICS |** duroplastics <150 N/mm²

Materialnumber	Germany | DIN	Europe | EN	France | AFNOR	Great Britain | BS	Italy | UNI	Sweden | SIS	Spain | UNE	Japan | JIS	USA | AISI
PUR 5220									
PF 31									
MP 183									

Technical formulas

Calculate cutting speed (m/min)	$V c = \frac{D * \pi * n}{1000}$
Calculate rotational speed (rpm)	$n = \frac{Vc * 1000}{D * \pi}$
Calculate feed rate (mm/min)	$Vf = n * z * fz$
Calculate feed per tooth (mm/number of teeth)	$fz = \frac{Vf}{n * z}$
Calculate chip removal rate (cm³/min)	$Q = \frac{ap * ae * Vf}{1000}$
Calculate average chip thickness (mm)	$hm = fz * \frac{\sqrt{ae}}{D}$

Explanation of terms

Vc	Cutting speed	in m/min
n	Rotational speed	in rpm
Vf	Feed rate	in mm/min
Fz	Feed per tooth	in mm/number of teeth
z	Number of teeth (cutting)	
ap	Depth of cut	in mm
ae	Width of cut	in mm
hm	Average chip thickness	in mm
Q	Chip removal rate	in cm³/min
D	Diameter of tool	in mm

EXPLANATION OF CUTTING DATA

EXAMPLE FOR SIDE MILLING OF 3.2151 WITH Ø10:

N 2.1 - N 2.3 **ALUMINIUM** | cast <600 N/mm²

Materialnumber	Germany | DIN	Europe | EN	France | AFNOR	Great Britain | BS	Italy | UNI	Sweden | SIS	Spain | UNE	Japan | JIS	USA | AISI
3.1841	G-AlCu 4 Ti							AC1A	A 295.0
3.1871	G-AlCu 4 TiMg								
3.2131	G-AlSiCu1								
3.2151	G-AlSi 6 Cu 4	AC-45000	A-S5UZ	LM 4				AC4B	A 319.0
3.2161	G-AlSi 8 Cu 3	AC-46200	A-S9U3A-Y4	LM 24	5075			AC4D	A 328.0

THE MATERIAL KEY WITH DETAILED BREAKDOWN OF MATERIALS BY MATERIAL GROUP CAN BE FOUND AT THE END OF THE CATALOGUE.

	Material	Strength (N/mm²)	Full Slot	Side Milling	Finishing	ETC	Materialgroup Factor fz / a	Materialgroup Factor ae ETC
N	NON-FERROUS		**Vc = m/min**	**Vc = m/min**	**Vc = m/min**	**Vc = m/min**		
1.1	ALUMINIUM | alloyed	<500	500	500	500	560	1	1
1.2	ALUMINIUM | alloyed	<600	480	480	480	540	1	1
2.1-2.3	ALUMINIUM | cast	<600	450	450	450	510	0.9	0.8
3.1-3.3	COPPER | alloyed	<650	200	200	200	260	0.8	0.7
4.1	MAGNESIUM | alloyed	<250	500	500	500	560	1	1
5.1	PLASTICS | Thermoplastic	<100	400	400	400	460	0.7	0.8
5.2	PLASTICS | Duroplastic	<150	350	350	350	410	0.6	0.7

OVERVIEW OF THE DIFFERENT MATERIAL GROUPS FOR THIS TOOL INCLUDING FACTORS

Material N 1.1

D1	L2	Immersion Angle	Full Slot			Side Milling			Finishing			ETC			
Ø	mm	α°	fz (mm/Z)	ae = 1xD (mm)	ap = 1xD (mm)	fz (mm/Z)	ae = 0.3xD (mm)	ap (mm)	fz (mm/Z)	ae (mm)	ap (mm)	fz (mm/Z)	ae = 0.25xD (mm)	ap (mm)	hmax (mm)
2	6	1°	0.02	2	2	0.03	0.6	L2max	0.018	0.2	L2max	0.045	0.5	L2max	0.039
3	10	1°	0.03	3	3	0.04	0.9	L2max	0.02	0.2	L2max	0.055	0.75	L2max	0.0476
4	13	1.2°	0.04	4	4	0.05	1.2	L2max	0.021	0.2	L2max	0.07	1	L2max	0.0606
5	14	1.2°	0.045	5	5	0.065	1.5	L2max	0.023	0.2	L2max	0.08	1.25	L2max	0.0693
6	16	1.5°	0.05	6	6	0.07	1.8	L2max	0.025	0.2	L2max	0.1	1.5	L2max	0.0866
8	22	2°	0.07	8	8	0.09	2.4	L2max	0.03	0.2	L2max	0.12	2	L2max	0.1039
10	25	2.5°	0.09	10	10	0.1	3	L2max	0.035	0.2	L2max	0.14	2.5	L2max	0.1212
12	28	3°	0.1	12	12	0.13	3.6	L2max	0.04	0.2	L2max	0.16	3	L2max	0.1386
16	36	4°	0.12	16	16	0.15	4.8	L2max	0.045	0.2	L2max	0.18	4	L2max	0.1559
20	41	5°	0.15	20	20	0.18	6	L2max	0.05	0.2	L2max	0.22	5	L2max	0.1905

ALL DATA GIVEN HERE IS FOR THE FIRST GROUP N1.1 IN THE MATERIAL GROUP OVERVIEW

DETERMINATION OF CUTTING DATA:

From the material key results: **material group N2.1-2.3**
Vc= 450 m/min (as indicated in the table)
fz= 0.1 mm/Z (as indicated in the table) x Factor fz 0.9 = **fz 0.09 mm/Z**

VIDEO EXPLANATION

EXAMPLE FOR ETC MILLING OF PE WITH Ø10:

N 5.1 PLASTICS | thermoplastics <100 N/mm²

Materialnumber	Germany | DIN	Europe | EN	France | AFNOR	Great Britain | BS	Italy | UNI	Sweden | SIS	Spain | UNE	Japan | JIS	USA | AISI
PC	Makralon		Orgalan	Sinvet					Lexan
PC	Nuclon								Merlon
PC	Plastocarbon								
PE	Baylon			Fertene	Carlona				Althon
PE	Dekalen			Eraclene	Escorene				Bakellite

THE MATERIAL KEY WITH DETAILED BREAKDOWN OF MATERIALS BY MATERIAL GROUP CAN BE FOUND AT THE END OF THE CATALOGUE.

	Material	Strength (N/mm²)	Full Slot	Side Milling	Finishing	ETC	Materialgroup Factor fz / α	Materialgroup Factor ae ETC
N	NON-FERROUS		Vc = m/min	Vc = m/min	Vc = m/min	Vc = m/min		
1.1	ALUMINIUM | alloyed	<500	500	500	500	560	1	1
1.2	ALUMINIUM | alloyed	<600	480	480	480	540	1	1
2.1-2.3	ALUMINIUM | cast	<600	450	450	450	510	0.9	0.8
3.1-3.3	COPPER | alloyed	<650	200	200	200	260	0.8	0.7
4.1	MAGNESIUM | alloyed	<250	500	500	500	560	1	1
5.1	PLASTICS | Thermoplastic	<100	400	400	400	460	0.7	0.8
5.2	PLASTICS | Duroplastic	<150	350	350	350	410	0.6	0.7

OVERVIEW OF THE DIFFERENT MATERIAL GROUPS FOR THIS TOOL INCLUDING FACTORS

Material N 1.1

D1	L2	Immersion Angle	Full Slot			Side Milling			Finishing			ETC			
Ø	mm	α°	fz (mm/Z)	ae = 1xD (mm)	ap = 1xD (mm)	fz (mm/Z)	ae = 0.3xD (mm)	ap (mm)	fz (mm/Z)	ae (mm)	ap (mm)	fz (mm/Z)	ae = 0.25xD (mm)	ap (mm)	hmax (mm)
2	6	1°	0.02	2	2	0.03	0.6	L2max	0.018	0.2	L2max	0.045	0.5	L2max	0.039
3	10	1°	0.03	3	3	0.04	0.9	L2max	0.02	0.2	L2max	0.055	0.75	L2max	0.0476
4	13	1.2°	0.04	4	4	0.05	1.2	L2max	0.021	0.2	L2max	0.07	1	L2max	0.0606
5	14	1.2°	0.045	5	5	0.065	1.5	L2max	0.023	0.2	L2max	0.08	1.25	L2max	0.0693
6	16	1.5°	0.05	6	6	0.07	1.8	L2max	0.025	0.2	L2max	0.1	1.5	L2max	0.0866
8	22	2°	0.07	8	8	0.09	2.4	L2max	0.03	0.2	L2max	0.12	2	L2max	0.1039
10	25	2.5°	0.09	10	10	0.1	3	L2max	0.035	0.2	L2max	0.14	2.5	L2max	0.1212
12	28	3°	0.1	12	12	0.13	3.6	L2max	0.04	0.2	L2max	0.16	3	L2max	0.1386
16	36	4°	0.12	16	16	0.15	4.8	L2max	0.045	0.2	L2max	0.18	4	L2max	0.1559
20	41	5°	0.15	20	20	0.18	6	L2max	0.05	0.2	L2max	0.22	5	L2max	0.1905

ALL DATA GIVEN HERE IS FOR THE FIRST GROUP N1.1 IN THE MATERIAL GROUP OVERVIEW

DETERMINATION OF CUTTING DATA:

From the material key results: **material group N5.1**
Vc= 460 m/min (as indicated in the table)
fz= 0.14 mm/Z (as indicated in the table) x Factor fz 0.7 = **fz 0.098 mm/Z**
ae= 2.5 mm (as indicated in the table) x Factor ae 0.8 = **2.0 mm ae**